

How to sort and dispose of garbage in Kameoka City

Basic rules

- ① Put it out at the designated place by **8:30 AM on the day of collection.**
- ② Follow the established sorting methods.
- ③ Keep the garbage station clean to avoid disturbing your neighbors.

* Garbage will not be collected if it has not been put out according to the rules.

Items that can be disposed of by the city

Garbage that must be burned	Food waste, textiles, leather, other
Garbage that must be landfilled	Ceramics, glass, rubber products, metals (except small metals), other
Recyclable garbage	<ul style="list-style-type: none"> • Plastic · Plastic bottles · Lighters · Dry and rechargeable batteries • Empty cans and spray cans · Empty glass bottles · Paper · Grass/trees · Small metals <div style="border: 1px solid black; padding: 2px; margin-top: 5px;"> <ul style="list-style-type: none"> • Ink cartridges/mercury thermometers/mercury manometers • Stainless steel bottles · Fluorescent lights · Used small appliances </div> <p style="color: red; font-size: small; margin-top: 5px;">➔ For more information, contact the City Resource Recycling Promotion Section (☎55-5305).</p>
Oversized garbage	Furniture, home appliances, sports and leisure equipment, etc.
Items to be brought in by oneself	High-volume garbage, bricks, concrete blocks, tiles, dead animals ➔ For more information, contact the City Resource Recycling Promotion Section (☎55-5305).

Items that cannot be disposed of by the city

Difficult-to-dispose-of items	Agricultural equipment, construction waste, chemicals, waste oil, paint, fireproof safes, pianos, oil heaters, dead animals over 50 cm, etc.
Industrial waste	Metals and plastics, etc., generated from business sites

* **Soil and stones** are not garbage and cannot be collected by the city.

TVs, refrigerators, freezers, washing machines, clothes dryers, air conditioners



Tires, auto parts, button cell batteries, etc.

PCs



Fire extinguishers



Motorcycles





Garbage that must be burned

Twice weekly/station collection


- Use designated garbage bags (bags for garbage that must be burned). Put out no more than about two bags at a time.
- Tie the garbage bag tightly to avoid spills, and do not put in any long objects that may stick out of the bag.



Size	Per bag
40ℓ	40 yen
30ℓ	30 yen
20ℓ	20 yen
10ℓ	10 yen


Food waste

Leftovers, vegetable scraps, fruit peels, etc.



Textiles and leathers

Clothes, bags, leather shoes, sneakers, hats, stuffed animals, etc.



Other


Dirty paper, plastic, disposable diapers, etc.



* Objects with unremovable stains.

Key points

- Cut curtains and carpets, etc., to 50 cm or less in length and width.
- Cut ropes, cords, etc., to 3 m or less.



Garbage that must be landfilled

Twice monthly/station collection


- Use designated garbage bags (bags for garbage that must be landfilled). Put out no more than about two bags at a time.
- Tie the garbage bag tightly to avoid spills, and do not put in any long objects that may stick out of the bag (**excluding umbrellas and fluorescent lights**).



Size	Per bag
30ℓ	30 yen
15ℓ	15 yen

Metals (except small metals)

Blades, scissors, cans other than for food and beverages, etc.



*Only empty cans.

Key points

- Wrap blades in tape and mark the designated garbage bag with a "!"



Ceramics and glass

Glass, plates, cups, flower pots, mirrors, bottles of cosmetics and chemicals, light bulbs, etc.



Rubber products

Boots, hoses, rubber sandals, rubber balls, etc.



Key points

- Cut hoses, ropes, etc., to 150 cm or less.



Other

Used small appliances, etc.



Key points

- Sort items that are too large to fit in the designated garbage bag as oversized garbage.



Recyclable garbage



Plastic Once weekly/station collection

Applicable items

Items made of plastic

- Please put garbage out in a clear bag about 10-45 liters in size with the contents visible.
- * There are no designated garbage bags.
- This excludes plastic bottles and home appliances.



Bottles


Bottles of shampoo, cooking oil, detergent (laundry and kitchen), dressing, etc.



* Excludes plastic bottles.

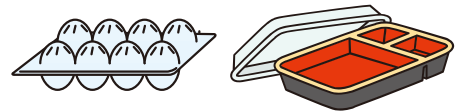
Cups

Cups of instant foods, jellies, etc.




Cartons

Cartons such as egg cartons, convenience store lunches and boil-in-the-bag food pouches



Bags and plastic wrap

Confectionery bags, plastic wrap for fresh food, fruit nets, plastic bags, etc.




Trays

Trays for meat, fish, and prepared foods



Packaging materials

Styrofoam, air cushion



Other


Lids, labels, etc., for plastic bottles, etc.



* Don't put out with food.

Plastic products

Toys, stationery, hangers, plastic buckets, toothbrushes, CDs and DVDs and their cases, etc.



Key points

- The items must be made mostly of plastic.
- The items must be less than 50 cm in length and fit into a 45-liter bag.

Precautions for proper recycling



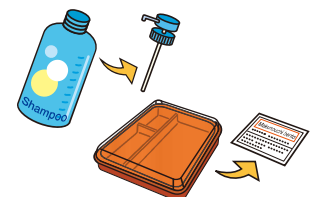
• Empty food scraps, etc.



• Lightly rinse off any dirty items.



• Please do not double bag items.



• Remove caps and labels whenever possible.

Plastic bottles

Twice monthly/station collection



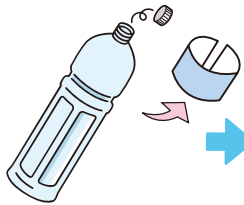
Applicable items

Plastic bottles with the mark shown on the left on them and for food and beverages such as juices, liquor and seasonings

○ Please put garbage out in a bag with the contents visible.

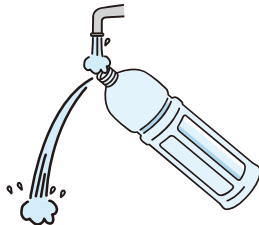
* There are no designated garbage bags.

Key points



- Remove caps (lids) and labels.

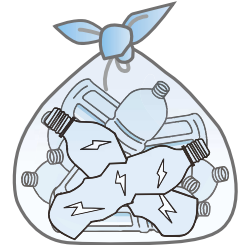
* Sort caps and labels as plastic.



- Rinse the inside lightly.



- Crush as best as possible.



- Please put garbage out in a bag with the contents visible.

Lighters

Twice monthly/station collection

Applicable items

Lighters




○ Please put items in a bag with the contents visible.

○ Use up the contents before putting out items.



Spray cans and rechargeable batteries can ignite easily, making them very dangerous, so never sort them as garbage that must be landfilled.



Dry and rechargeable batteries

Twice monthly/station collection

Applicable items

Manganese, alkaline, rechargeable and lithium coin batteries (type symbols CR and BR)



* **Lithium coin batteries will not be collected.**

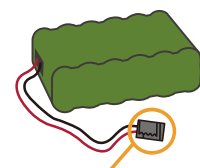


* **Button cell batteries will not be collected.**

○ Please put items in a bag with the contents visible.

○ Button cell batteries (Type symbols SR, LR and PR) are collected at electronics, watch and camera stores.

○ Insulate rechargeable batteries before putting them out.



Cover connectors with plastic tape.

Empty cans (for food and beverages) and spray cans

Twice monthly/station collection

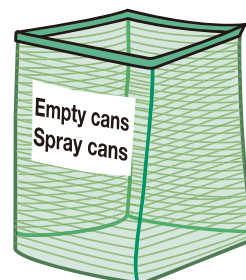
Applicable items

Cans originally containing food or a beverage will be collected.



Sort empty cans other than those for food and beverages as "garbage that must be landfilled."

- Rinse cans lightly without leaving any contents inside.
- Do not strongly crush them.
- Use up as much of the contents of spray cans as possible before putting them out (there is no need to poke holes in them with nails, etc.).
- Remove plastic lids from spray cans and sort them as plastic.



Collection net for empty cans and spray cans

Empty glass bottles (for food and beverages)

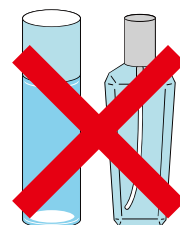
Twice monthly/station collection

Applicable items

Glass bottles for food and beverages such as juices, beer, liquor and seasonings



Sort empty glass bottles (cosmetics and chemical bottles, etc.), cups and glassware other than those for food and beverages as "garbage that must be landfilled."



- Sort lids as "garbage that must be landfilled."
- Put colorless bottles in white containers, brown bottles in brown containers, and other colored bottles in black containers.

Empty glass bottles are to be placed in their respective containers by color



Container for colorless bottles



Container for brown bottles



Container for bottles of other colors

That's a crime!

It is prohibited to take recyclable garbage!

Never take recyclable garbage from a garbage station.



Paper Once monthly/station collection

Applicable items

Newspapers, magazines, cardboard, miscellaneous paper, shredded paper

- ⦿ Can be put out even on rainy days.
- ⦿ Use plastic bags (45 liters or less) only for shredded paper.
- ⦿ Use plastic or paper strings.

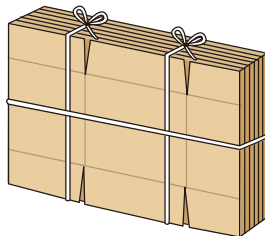
Newspapers, magazines and cardboard



Tie with string




Tie with string




Tie with string

Miscellaneous paper



Tie with string/paper bag

Shredded paper



Plastic bag

Grass and trees Once monthly/station collection

Applicable items

Cut grass, fallen leaves, pruned branches, raw trees and lumber (No bigger than 50 cm long and 10 cm thick)

Cut grass and fallen leaves

- ⦿ Please put garbage out in a clear bag 45 liters or less in size with the contents visible.

* There are no designated garbage bags.




Pruned branches, raw trees and lumber

When bundling

- ⦿ Within 50 cm in length and 10 cm in thickness


Bundles should be no thicker than 30 cm.



Precautions for proper recycling

- **Separate grass from trees and lumber when putting in a bag.**


- Sort objects with bamboo, flowers or fruit as **"garbage that must be burned."**



When putting in a bag

- ⦿ Clear bags of 45 liters or less in size with the contents visible.


* There are no designated garbage bags.



Small metals Twice monthly/station collection

Applicable items


Small metals such as kitchenware and household goods (limited to 50 cm or less in length)



- Put in **orange containers** found at garbage stations.
- Wrap sharp edges with tape, etc., to limit danger.


Kitchenware

Pots, kettles, pans, etc.



Tableware


Spoons, forks, knives, etc.



* Limited to knives for table use only.

Tools

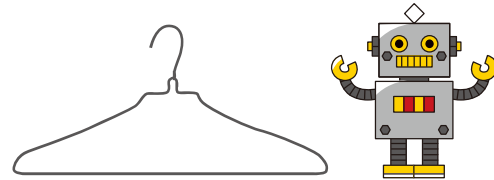
Screwdrivers, pliers, etc.



* Excludes electronics.


Other

Wire hangers, metal toys, etc.



Key points

- Items made mostly of metal are eligible for collection.
- Knives and utensils (other than for table use) are "garbage that must be landfilled."
- * Other **items over 50 cm in length are not eligible.**



Oversized garbage

As needed (by application)/
collected at designated location

Large items that do not fit in designated garbage bags are considered "oversized garbage." There is a fee for each item.



Step 1

Apply for collection

Request collection by phone to:

Kameoka City Environmental Public Corporation ☎ 27-3393

Reception: Monday-Friday (Excludes holidays and New Year's holidays) 8:30 AM to 5:00 PM

Step 2

Purchase a fee
sticker

Purchase a fee
sticker for the
required amount.



← Scan here to
check fees and
sticker retailers

Step 3

Apply the fee sticker

Step 4


Take to a collection site
on the designated day

You can also apply for
collection online.

(Online payment supported)



List of regular garbage collection schedules by town

When unsure how to sort...
 Kameoka sorting resource


* "3rd Wed.," for example, refers to the third Wednesday of the month.

* Schedules may change during year end/new year holidays. Garbage is also collected on holidays.

*** Please put out your garbage at your garbage collection station by 8:30 AM on the day of collection.**

(available in Japanese only)

Town name	Garbage that must be burned	Garbage that must be landfilled Dry cell batteries Lighters	Recyclable garbage						
			Plastic	Paper	Grass/trees	Plastic bottles	Empty cans Spray cans Empty glass bottles Small metals		
Asahi-cho	Tue./Fri.	2nd/4th Wed.	Mon.	3rd Wed.	1st Wed.	1st/3rd Fri.	1st/3rd Thurs.		
Umaji-cho									
Chitose-cho			Wed.						
Kawarabayashi-cho									
Hozu-cho									
Chiyokawa-cho	Mon./Thurs.	1st/3rd Wed.	Tue.	4th Fri.	2nd Fri.	2nd/4th Wed.	2nd/4th Tue.		
Oi-cho			Fri.	4th Tue.	2nd Tue.	2nd/4th Thurs.	2nd/4th Wed.		
East Kameoka		2nd/4th Wed.	Wed.	3rd Fri.	1st Fri.	1st/3rd Wed.	1st/3rd Tue.		
Central Kameoka				3rd Wed.	1st Wed.	1st/3rd Fri.	1st/3rd Thurs.		
West Kameoka				3rd Thurs.	1st Thurs.	1st/3rd Tue.	1st/3rd Fri.		
Shino-cho I		Tue./Fri.	1st/3rd Wed.	Thurs.	4th Wed.	2nd Wed.	2nd/4th Fri.	2nd/4th Thurs.	
Shino-cho II				Mon.	3rd Tue.	1st Tue.	1st/3rd Thurs.	1st/3rd Wed.	
Higashitsutsujigaoka			2nd/4th Wed.	Wed.	Thurs.	4th Tue.	2nd Tue.	2nd/4th Thurs.	2nd/4th Wed.
Nishitsutsujigaoka					3rd Fri.	1st Fri.	1st/3rd Wed.	1st/3rd Tue.	
Minamitsutsujigaoka					4th Thurs.	2nd Thurs.	2nd/4th Tue.	2nd/4th Fri.	
Higashihonme-cho									
Honme-cho									
Miyazaki-cho									
Hatano-cho	Mon./Thurs.		1st/3rd Wed.	Fri.	4th Wed.	2nd Wed.	2nd/4th Fri.	2nd/4th Thurs.	
Yoshikawa-cho				4th Fri.	2nd Fri.	2nd/4th Wed.	2nd/4th Tue.		
Hiedano-cho				Tue.	3rd Thurs.	1st Thurs.	1st/3rd Tue.	1st/3rd Fri.	
Sogabe-cho	Tue./Fri.		2nd/4th Wed.	Wed.	3rd Fri.	1st Fri.	1st/3rd Wed.	1st/3rd Tue.	
Higashibetsuin-cho									
Nishibetsuin-cho	Mon./Thurs.	1st/3rd Wed.	Fri.	3rd Tue.	1st Tue.	1st/3rd Thurs.	1st/3rd Wed.		
Kameoka-ekikita			Wed.	3rd Wed.	1st Wed.	1st/3rd Fri.	1st/3rd Thurs.		

East Kameoka Miyake-cho, Higashitatsu-cho, Nishitatsu-cho, Tsukinuke-cho, Yoko-cho, Kose-cho, Kitakose-cho, Kamiyada-cho, Nakayada-cho
 Central Kameoka Konya-machi, Aratsuka-cho, Nango-cho, Nishi-machi, Uchimaru-cho, Oiwake-cho, Kita-machi, Kyo-machi, Gofuku-machi, Hatago-machi, Shin-machi, Yada-machi, Shimoyada-cho, Shioya-machi, Yanagi-machi, Hon-machi
 West Kameoka Kawara-machi, Amarube-cho, Utsune-cho, Tokiwa-cho, Kitakawara-machi, and Yasu-machi
 Shino-cho I Kasebara (west of the Nishikawa River), Joboji, Hirota 1-3, Mori
 Shino-cho II Kasebara (east of the Nishikawa River), Oji, Shino, Yuhigaoka 1-3, Yamamoto, Nojo, Miharu 1-7, Umahori, Umahori-ekimae 1-2

Contact information for inquiries regarding garbage and recycling

Resource Recycling Promotion Section, Environmentally Advanced City Promotion Department, Kameoka City
 621-8501 8 Nonogami, Yasu-machi, Kameoka City, Kyoto Prefecture

☎ : 55-5305 FAX : 22-3809 E-Mail : kankyo-jigyuu@city.kameoka.lg.jp

Published April, 2023